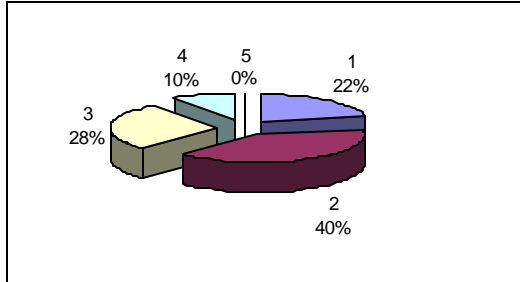
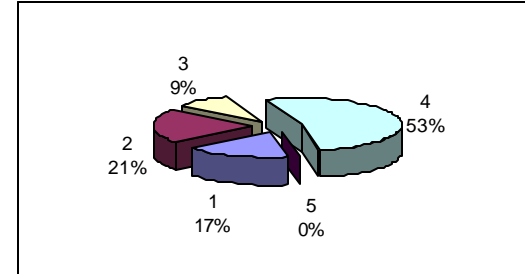


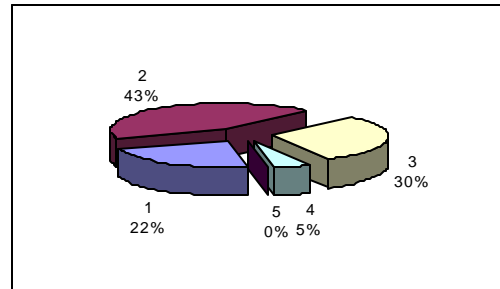
NUMBER OF REPORTS AND/OR COMPLAINTS RECEIVED/INVESTIGATED BY LOCAL ADVOCACY COUNCILS



1 = 4,189 INCIDENT AND/OR CLIENT REPORTS/COMPLAINTS
 2 = 7,705 ADULT ABUSE REPORTS/COMPLAINTS
 3 = 5,348 CHILD ABUSE REPORTS/COMPLAINTS
 4 = 1,844 OTHER REPORTS/COMPLAINTS
 5 = 6 DEATH REPORTS/COMPLAINTS
19,092 TOTAL COMPLAINTS RECEIVED



1 = 294 INCIDENT AND/OR CLIENT REPORTS/COMPLAINTS
 2 = 364 ADULT ABUSE REPORTS/COMPLAINTS
 3 = 156 CHILD ABUSE REPORTS/COMPLAINTS
 4 = 916 OTHER REPORTS/COMPLAINTS
 5 = 0 DEATH REPORTS/COMPLAINTS
1,730 TOTAL COMPLAINTS INVESTIGATED



1 = 3,895 INCIDENT AND/OR CLIENT REPORTS/COMPLAINTS
 2 = 7,341 ADULT ABUSE REPORTS/COMPLAINTS
 3 = 5,192 CHILD ABUSE REPORTS/COMPLAINTS
 4 = 928 OTHER REPORTS/COMPLAINTS
 5 = 6 DEATH REPORTS/COMPLAINTS
17,362 TOTAL COMPLAINTS REVIEWED